



# KAFF

## Appliances of wellness



By Reader's digest







### SKYVENT 110 (Ceiling mounted)

- Elegant design with Premium white glass finish
- Perimeter suction for clean and odour free environment
- Timer function for automatic shut off
- Remote control for maximum ease of operation
- Mechanical Controls with digital display
- Energy efficient LED Lights 4 x 2.5 W
- 5 layer aluminium filters
- Noise Level : 69 dBA(max)
- Designed Max Airflow (upto): 1250 Nm<sup>3</sup>/h
- Air Outlet - 150mm
- Size : 1100 cm

## Cooker Hoods (Island)



### TOWNSVILLE 90 (IS)

- Advanced downdraft technology
- Black tempered front glass
- Stainless steel frame
- 4 Speed with LED sensor touch
- Aluminum filter
- Conveyor - PDCA
- Double ball bearing system
- Designed max airflow (upto): 1200 Nm<sup>3</sup>/h
- Size: 90 cm



### FLORA TWIN DX (ISLAND) 120

- Unique Twin Cylinder Design
- Stainless Steel Finish
- Soft Push Controls
- Stainless Steel Filter
- Conveyor – Metallic
- Clear Tempered Glass
- Double Ball Bearing System
- Designed Max Airflow (upto): 1000 Nm<sup>3</sup>/h + 1000 Nm<sup>3</sup>/h
- Size : 120 cm



### LEONE OR 41 (IS) / LEONE BL 41 (IS)

- Unique Designed Island Chimney
- Matte Orange Finish/ Matte Black Finish
- Touch Controls With Digital Display
- Plasma Filter Eliminates Pollen, Bacteria and other Allergens, Including Smoke and Odours
- with Remote
- Round Frosted LED Light
- Designed Max Airflow (upto ): 950 Nm<sup>3</sup>/H
- Size : 41 cm



BLDC Motor



### OPEC DHC 90 SS (IS)

### OPEC DHC 90 Blk (IS)

- Dry Heat Auto Clean Technology
- 9-Speed Touch Controls
- Both Side Operational with Gesture Motion
- Front Panel with Black Glass
- 8mm Thick Light Dark Tempered Curved Glass
- BLDC Motor with Powerful Airflow
- Stainless Steel / Matte Black Finish
- Heavy Duty Baffle Filter
- Designed max airflow (upto): 1200 Nm<sup>3</sup>/h
- Size : 90cm



### VISTOSI LX DHC 90 (IS)

### VISTOSI LX DHC 90 BLK (IS)

- Dry Heat Auto Clean Technology
- New Artful Design
- Matt Black Finish/ Stainless Steel Finish
- Backlit Front Glass with Premium Brushed Silver Finish
- Thermostatic Touch Control
- Heavy Duty Baffle Filters
- Optimal Airborne Grease Control Zone
- Metal Blower + Metal housing
- Designed Max Airflow (upto): 1000 Nm<sup>3</sup>/h
- Size : 90 cm



### CANARY BF DHC 90 IS

### CANARY BF DHC 90 IS BLK

- Dry Heat Auto Clean Technology
- Matt Black Finish/ Stainless Steel with Round Edges
- Front Panel with Black Glass
- Touch Controls with Digital Display
- Heavy Duty Baffle Filter
- Both Side Operated
- Metal Blower and Metal Housing
- Oil Collector
- Designed Max Airflow (upto): 1200 Nm<sup>3</sup>/h
- Size: 90 cm



Powerful Airflow



Energy Saving LED Lights



Low Noise Level



## Filter-less Cooker Hoods with Dry Heat Auto Clean Technology



**AIRFRAME SM DHC 90** (with Smoke Sensor)

- BLDC Motor with Powerful Airflow
- Black Matte Finish
- Front Panel with Black Glass
- Gesture Motion with 9 Speed Control
- Touch Controls with Digital Display
- Metal Blower and Metal Housing
- Copper Winding Motor
- Designed Air Flow (max): 1180 Nm<sup>3</sup>/h
- Size: 90cm



**ELECTRA DHC 90 SS**

- Front black Glass Panel
- Touch control panel with 3 Speed Gesture Motion
- Black Glass on Hood with Back lit insignia
- Multi dimensional Extraction System
- SS Finish Vent and Oil Collector
- Copper winding Motor
- Designed max airflow (upto): 1180Nm<sup>3</sup> /h
- Size: 90cm



**ELECTRA DHC 90 BIK**

- Front black Glass Panel
- Touch control panel with 3 Speed Gesture Motion
- Black Glass on Hood with Back lit insignia
- Multi dimensional Extraction System
- Matt Black Vent and Oil Collector
- Copper winding Motor
- Designed max airflow (upto): 1180Nm<sup>3</sup> /h
- Size: 90cm



**FALMARC DHC 90 A** (Automatic)

- Unique Designed with Black Tempered Glass
- Gesture / Touch Controls with Digital Display
- Automatic Glass Opening Vent System
- Stainless Steel Oil Collector
- Double Ball Bearing System
- Dual Vent Suction
- Fully Concealed Motor (Copper)
- Designed Max Airflow (upto): 1350 Nm<sup>3</sup>/h
- Size: 90 cm



**NOBELO TX DHC 90**

- Black Tempered Glass
- 3 Speed Gesture Control
- Powerful twin concealed motor
- Automatic Open Glass Panel
- Low Maintenance
- Designed Max Airflow (upto) : 670 +670 (1340) Nm<sup>3</sup>/h
- Size : 90cm



**NOBELO LX DHC 60/75**

- Black Tempered Glass
- 3 Speed Gesture Control
- Fully Concealed Motor
- Automatic Open Glass Panel
- Low Maintenance
- Designed Max Airflow (upto) : 1250 Nm<sup>3</sup>/h
- Size : 60/75 cm



Filter-less Technology



Dry Heat Auto Clean Technology



Powerful Airflow



Energy Saving LED Lights



Oil Collector



Low Noise Level



### ALBURY DHC 60/75

- Front Black Glass with Clock Display
- Thermostatic Touch Panel with 3 Speed Gesture Control
- Clock Display
- Wider Chamber Entrance
- Power Full Concealed Motor
- Black Oil Collector
- Automatic Open Glass Panel
- Designed Max Airflow (Upto): 1280 Nm<sup>3</sup>/h
- Size : 60cm/75cm



### ALBURY DHC 90

- Power Full Twin Concealed Motor
- Front Black Glass
- Thermostatic Touch Panel with 3 Speed Gesture Control
- Clock Display
- Matte Black Oil Collector
- Automatic Open Glass Panel
- Designed Max Airflow (upto): 710 +710 Nm<sup>3</sup>/h (1420)
- Size : 90cm



### VIOLA DX DHC 90

- Front Glass in Premium Copper and Black Finish
- Thermostatic Touch Panel with 3 Speed Gesture Control
- Stainless Steel Oil Collector
- Optimal Airborne Grease Control Zone
- 4 Dimensional Extraction System
- Designed Max Airflow (upto): 1250 m<sup>3</sup>/h
- Size: 90cm



### VASCO DHC 60/75/90

- Thermostatic Touch Control Panel with 3 Speed Gesture Motion
- Matt Black Finish
- Motor with Copper Winding
- Black Glass Clad Hood with LED Insignia
- Front Panel with Black Glass
- Metal Blower + Metal Housing
- Designed Air Flow (max): 1250 Nm<sup>3</sup>/h
- Size: 60/75/90 cm



### CASTO DX DHC 60

- Thermostatic Touch Control Panel with 3 Speed Gesture Motion
- Multi dimension extraction system
- Motor with Copper Winding
- Black Glass Clad Hood with LED Insignia
- Matt Black finish
- Front Panel with Black Glass
- Designed Air Flow (max): 1250 Nm<sup>3</sup>/h
- Size : 60 cm



### CASTO DHC 75

- Thermostatic Touch Control Panel with 3 Speed Gesture Motion
- Multi dimension extraction system
- Motor with Copper Winding
- Black Glass Clad Hood with LED Insignia
- Matt Black finish
- Front Panel with Black Glass
- Designed Air Flow (max): 1250 Nm<sup>3</sup>/h
- Size : 75 cm



### CLARA DHC 75/90

- Front Black Glass panel with Digital Display
- Touch Control Panel with 3 speed Gesture motion
- Matte Black Finish With Round Edges
- Energy Saving LED Light
- Black Glass on Hood with back lit Insignia
- Multi-Dimensional Extraction System
- Matt black finish vent and Oil Collector
- Copper Winding Motor
- Designed Max Airflow (upto): 1180 Nm<sup>3</sup>/h
- Size: 75/90 cm



### HAWK DHC 60

- Automatic Slide Open Glass Panel
- Front Black Tempered Glass with Black Matt Finish
- Thermostatic Touch Panel with Gesture Control
- Power Full Concealed Copper Motor
- Metal Blower + Metal Housing
- Designed Max Airflow (upto): 1180 Nm<sup>3</sup>/h
- Size: 60cm



### LYRA DHC 60/75

- Black Glass Fascia with
- Matt Black Hood
- Thermostatic Touch Panel with Gesture Control
- Digital display on black glass
- Motorized Vent Opening System
- Black Finish Oil Collector
- Optimal Airborne Grease Control Zone
- Metal Blower and Metal Housing
- Designed Max Airflow (upto): 1250 Nm<sup>3</sup>/h
- Size: 60cm/75cm



Filter-less  
Technology



Dry Heat Auto Clean  
Technology



Powerful  
Airflow



Energy Saving  
LED Lights



Oil  
Collector



Low Noise  
Level



### ROVER LX DHC 60

- Thermostatic Touch Control Panel with 3 Speed Gesture Control
- Stainless Steel Oil Collector
- Matt Black Finish
- Black Curved Tempered Glass
- Front Panel with Black Glass
- Digital Display
- Designed Max Air flow (upto): 1180 Nm<sup>3</sup>/h
- Size: 60cm



### STELLA DHC 90 BS STELLA DHC 90 SS

- Thermostatic Touch Control Panel with 3 Speed Gesture Control
- Matt Black Finish/ Stainless Steel Finish
- Black Curved Tempered Glass
- Front Panel with Black Glass
- Digital Display
- Designed Max Air flow (upto): 1180 Nm<sup>3</sup>/h
- Size: 90cm



### TANNIC DHC 60

- Thermostatic Touch Control Panel with 3 Speed Gesture Control
- 3 Dimensional Extraction System
- Matt Black Finish
- Black Curved Tempered Glass
- Front Panel with Black Glass
- Digital Display
- Designed Max Air flow (upto): 1080 Nm<sup>3</sup>/h
- Size: 60cm



### SIRIO DHC 60/75/90

- Touch Control Panel with 3 speed Gesture motion
- Multi-Dimensional Extraction System
- Matt black finish
- Front Black Glass panel with Digital Display
- Matt Black Vent and Oil Collector
- Copper Winding Motor
- Designed Max Airflow (upto): 1180 Nm<sup>3</sup>/h
- Size: 60/75/90cm



### SIRIO DHC SS 60

- Touch Control Panel with 3 speed Gesture motion
- Multi-Dimensional Extraction System
- Matt black finish
- Front Black Glass panel with Digital Display
- Stainless steel Vent and Oil Collector
- Copper Winding Motor
- Designed Max Airflow (upto): 1180 Nm<sup>3</sup>/h
- Size: 60cm



### MARINA DHC 60/90

- Front Black Glass panel with Soft Push Control
- Curved Tempered Glass
- Black Matte Finish
- Matt Black Vent and Oil Collector
- Multi-Dimensional Extraction System
- Metal Blower + Metal Housing
- Copper Winding Motor
- Designed Max Airflow (upto): 1080 Nm<sup>3</sup>/h
- Size: 60/90cm



### MAINZ DHC 60/75/90

- Matt Black Finish
- Touch Control Panel with 3 Speed Gesture Control
- Matt black finish vent and Oil Collector
- Black Curved Tempered Glass
- Front Panel with Black Glass and Digital Display
- Energy Saving Frosted LED Light
- With Metal Housing
- Designed Max Air flow (upto) – 1180 Nm<sup>3</sup>/h
- Size : 60 / 75/ 90cm



### ASHPRO DHC 60G / 75G / 90G (Glass on hood) ASHPRO DHC 60/ 75/90

- Matt Black Finish
- Touch Control Panel with 3 Speed Gesture Control
- Matt black finish vent and Oil Collector
- Front Black Glass panel with Digital Display
- Energy Saving Frosted LED Light
- With Metal Housing
- Designed Max Air flow (upto) - 1180 Nm<sup>3</sup>/h
- Size : 60/75 cm

2 LED Frosted Light (75cm/90cm)  
1 Bar LED Frosted Light (60cm)



### PRO DHC 60

- Matt Grey Finish
- PUSH Control Panel with 3 Speed
- Energy Saving Frosted LED Light
- Metal Housing
- Designed Max Air flow (upto) - 1100 Nm<sup>3</sup>/h
- Air Outlet : 150 mm
- Noise Level : 59 dBA (max)
- Size : 60



Filter-less  
Technology



Dry Heat Auto Clean  
Technology



Powerful  
Airflow



Energy Saving  
LED Lights



Oil  
Collector



Low Noise  
Level



## Cooker Hoods with Dry Heat Auto Clean Technology



### CANARY BF DHC 90

- Stainless steel finish with round edges
- Front panel with black glass
- Touch control with digital display
- Heavy duty baffle filters
- Double ball bearing system
- Designed max Airflow (upto): 1200 Nm<sup>3</sup>/h
- Size : 90 cm



### NEVIS DHC 90

- Stainless Steel Finish
- Front Black Glass panel with Digital Display
- Touch Control Panel with 3 speed Gesture motion
- Energy Saving LED Light
- Heavy duty Baffle filter
- Copper Winding Motor
- Designed Max Airflow (upto): 1180 Nm<sup>3</sup>/h
- Size: 90 cm



### VISTOSI LX DHC 90-BL

- New Artful Design
- Matt Black Finish
- Backlit Front Glass with Premium Brushed Silver Finish
- Thermostatic Touch Control
- Heavy Duty Baffle Filters
- Optimal Airborne Grease Control Zone
- Metal Blower + Metal housing
- Designed Max Airflow (upto): 1000 Nm<sup>3</sup>/h
- Size : 90 cm



### LAZIO DHC 60

- Baffle Filters (Matt black finish)
- Matt Black Finish
- Touch Control Panel with 3 Speed Gesture Control
- Black Curved Tempered Glass
- Front Panel with Black Glass
- Digital Display
- Energy Saving Frosted Bar LED Light
- Designed Max Air flow (upto) – 1200 Nm<sup>3</sup>/h
- Size: 60cm



### LIZ DHC 60/90

- Matt Black Rust Free Coating
- Front Panel with Black Glass
- Black Tempered Curved Glass
- Energy Saving Frosted LED Light
- Heavy Duty Baffle Filter
- Touch Control with Digital Display
- 3 Speed Touch Control
- Designed Max Airflow (upto) 1250 Nm<sup>3</sup>/h
- Size: 60/90cm



### OPEC TX DHC 60/70/90

- Front Panel with Black Glass
- Curved Tempered Glass
- Touch Controls with Digital Display
- Heavy Duty Baffle Filter
- Oil Collector
- Designed Air Flow (max): 1180 Nm<sup>3</sup>/h
- Size : 60/70/90 cm



Dry Heat Auto Clean  
Technology



Powerful  
Airflow



Energy Saving  
LED Lights



Oil  
Collector



Low Noise  
Level



### SIGMA DHC 60

- Heavy Duty Baffle Filters
- Matt Black Finish
- Touch Control Panel with 3 speed Gesture Motion
- Black Front Glass with Dotted Pattern
- Front Panel with Black Glass
- Black Curved Tempered Glass
- Designed Max Air Flow (upto): 1250 Nm<sup>3</sup>/h
- Size: 60cm



### PRIMA TX DHC 60/75/90

- Heavy Duty Baffle filter
- Front panel with black glass
- Touch control panel with 3 speed Gesture Motion
- Digital display
- Designed Maximum Airflow (upto): 1180 Nm<sup>3</sup>/h
- Size: 60/75/90 cm



### MAX BF DHC 60

- Heavy Duty Baffle Filter in Black Finish
- Dry Heat Auto Clean Technology
- Matt Black Finish
- Soft Push Control
- Black Curved Tempered Glass
- Energy Saving LED Light
- Metal Blower and Metal Housing
- Designed Max Airflow: 1080Nm<sup>3</sup>/h
- Size: 60cm



### ESTAL DHC 75 Black/Grey

- Stainless Steel Front Panel
- With Black / Grey Glass on Side Panel
- Soft Push Controls
- Stainless Steel Oil Collector
- Double Ball Bearing System
- Heavy Duty Baffle Filter
- Designed Max Airflow (upto) : 1180 Nm<sup>3</sup>/h
- Size : 75cm

### Super Noise Reducer

#### NR-150



- Inline duct noise reducer
- Reduces noise upto 35%
- Black enamelled finish
- Commercial grade neoprene sound absorbing foam
- Diameter 150mm

#### Dimension:

- 201mm (w) x 201mm(d) x 401mm(h)


### Louvre for exterior use



FC 100A (Size: 4")

FC 150A (Size: 6")

ABS material • Suitable for outdoor off-white finish



Dry Heat Auto Clean Technology



Powerful Airflow



Energy Saving LED Lights



Oil Collector



Low Noise Level



## Cooker Hoods Essential Range



### MAX BF 60

- Heavy Duty Single Baffle Filter in Black Finish
- Matt Black Rust Free Coating
- Soft Push Button Control
- Curved Tempered Glass
- Designed Max Airflow: 1000Nm<sup>3</sup>/h
- Size: 60cm



### NOVA SV 60

- Full Black Tempered Glass Finish
- Matt black rust free coating
- 'O' Touch Control with LED display
- Timer function
- Aluminium Filter
- Designed Max Airflow – 1000 Nm<sup>3</sup>/h
- Size : 60 cm



### JIFF 60

- Full Black Tempered Glass Finish
- Unique louvered design 3 glass panel
- Matt black rust free coating
- Push Button Control
- Aluminium Filter
- Designed Max Airflow – 1000 Nm<sup>3</sup>/h
- Size : 60 cm



### MEL LX BF 60

- Heavy Duty Baffle Filter
- Black Matt Finish
- Three Speed Push Controls
- Motor with Copper Winding
- LED Light
- Air Outlet : 150 mm
- Noise Level : 62 dBA (max)
- Designed Max Airflow – 1025 Nm<sup>3</sup>/h
- Size : 60cm



### BASE LX 60 BLK

- Aluminum Filter
- Matt Black Finish
- Soft Push Controls
- Normal Light
- Designed Max Air Flow : 700 Nm<sup>3</sup>/h
- Size : 60cm



### BASE LX 60 SS

- Aluminum Filter
- Stainless Steel Finish
- Soft Push Controls
- Normal Light
- Designed Max Air Flow : 700 Nm<sup>3</sup>/h
- Size : 60cm



### EXPO MX 60

- Black Finish
- Soft Push Controls
- Normal Light
- Aluminium Filter
- Designed Max Airflow – 500 Nm<sup>3</sup>/h
- Size: 60cm



### THEME MX 60

- SS Finish
- Soft Push Controls
- Normal Light
- Aluminium Filter
- Designed Max Airflow – 500 Nm<sup>3</sup>/h
- Size: 60cm



Powerful  
Airflow

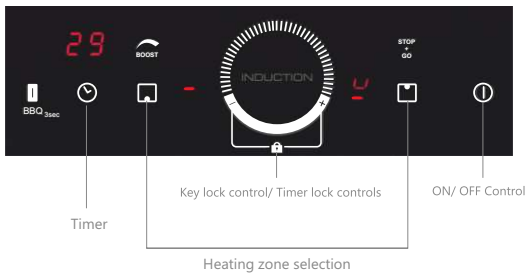


Energy Saving  
LED Lights



Low Noise  
Level

## Built-in Induction Hobs



### IND 32

- 2 ZONE (FLEXI ZONE) Induction Hob
- Flex zone technology
- Schott glass
- Power boost
- Bar-be-que function
- Timer (min): 99
- Power levels: 9
- LED display
- Auto switch off safety
- Temperature limiter
- Automatic pan detection
- Spillage protection
- Overheat detection
- Smart touch control panel
- Residual heat indicator
- Timer control
- Easy clean surface
- Child lock
- Easy cleaning surface
- Grill pan (optional Accessories)  
Available separately



### INDHP

- Grill pan (optional accessories)  
for induction hob
- Cast iron for even heat distribution  
and retention
- Pre-seasoned and ready to use
- Suitable for all cooking surfaces
- Integrated side handles.

## BUILT-IN BAR-BE-QUE



### BBQ 3

- Built-in bar-be-que
- Grate
- Tray
- Lava stone
- Power indicator lamp
- Mechanical knob
- Heating element
- Cooking zone : 1 zone
- Supply voltage / frequency – 220-240v-50-60hz
- Total power -2000W





## Built-in Hobs



### MSM 104X

- 4 full brass high efficiency burners with flame failure device
- 1 big triple ring burner, 1 mini triple ring burner, 2 dual ring burners
- Brass flame spreader +brass burner cap coated in black
- Auto electric ignition
- Size : 100cm



### MSM 865

- 5 full brass high efficiency burners with flame failure device
- 1 big triple ring burner, 2 mini triple ring burner, 2 dual ring burners
- Brass flame spreader +brass burner cap coated in black
- Auto electric ignition
- Size : 86cm



### MSM 804X

- 4 full brass high efficiency burners with flame failure device
- 1 big triple ring burner, 1 mini triple ring burner, 2 dual ring burners
- Brass flame spreader +brass burner cap coated in black
- Auto electric ignition
- Size : 80cm



### MSM 783X

- 3 full brass high efficiency burners with flame failure device
- 1 big triple ring burner, 1 mini triple ring burner, 1 dual ring burners
- Brass flame spreader +brass burner cap coated in black
- Auto electric ignition
- Size : 78cm



### MSM 604X

- 4 full brass high efficiency burners with flame failure device
- 1 big triple ring burner, 1 mini triple ring burner, 2 dual ring burners
- Brass flame spreader +brass burner cap coated in black
- Auto electric ignition
- Size : 60cm



Full brass high efficiency burners with FFD



Ergonomic designer metal knob



Decorative stainless steel moulded strip on all side for edge protection



Heavy duty cast iron pan support with integrated flame protector



Special designed frosted black tempered glass (8mm Thick)

SERIES  
Ashford



## Built-in Hobs



### ASF 865

- 5 Full Brass High Efficiency Burners with full FFD
- 1 Big Triple Ring Burner, 2 Mini Triple Ring Burner, 2 Dual Ring Burners
- Brass flame spreader +brass burner cap coated in black
- Auto electric ignition
- Size : 86cm



### ASF 784

- 4 Full Brass High Efficiency Burners with full FFD
- 2 triple ring burner, 2 dual ring burners
- Brass flame spreader +brass burner cap coated in black
- Auto electric ignition
- Size : 78cm



### ASF 783

- 3 Full Brass High Efficiency Burners with full FFD
- 2 Mini triple Ring Burner, 1 Dual Ring Burners
- Brass flame spreader +brass burner cap coated in black
- Auto electric ignition
- Size : 78cm



### ASF 604

- 4 Full Brass High Efficiency Burners with full FFD
- 2 Mini Triple Ring Burner, 2 Dual Ring Burners
- Brass flame spreader +brass burner cap coated in black
- Auto electric ignition
- Size : 60cm



### ASF 603

- 3 Full Brass High Efficiency Burners with full FFD
- 1 Mini triple Ring Burner, 2 Dual Ring Burners
- Brass flame spreader +brass burner cap coated in black
- Auto electric ignition
- Size : 60cm




Full brass high efficiency burners with FFD



Ergonomic Design Anti Slip Metal Knob



Bevelled glass front edge panel



Heavy duty cast iron pan support with integrated flame protector



SERIES  
**Bellini-F**  
with Full Flame Failure Device

### Built-in Hobs



**BLHF 100X Black**

- 4 full brass high efficiency burners with flame failure device
- 1 big triple ring burner, 1 mini triple ring burner, 2 dual ring burners
- Auto Electric Ignition
- Size : 100cm



**BLHF 865X  
BLH 865X**

- 5 full brass high efficiency burners with flame failure device
- 1 big triple ring burner, 2 mini triple ring burner, 2 dual ring burners
- Auto Electric Ignition
- Size : 86cm



**BLHF 804X (Black)  
BLH 804/ BLH 804X (Black)**

- 4 full brass high efficiency burners with flame failure device
- 1 big triple ring burner, 1 mini triple ring burner, 2 dual ring burners
- Auto Electric Ignition
- Size : 80cm



**BLHF 783X  
BLH 783 / BLH 783X**

- 3 full brass high efficiency burners with flame failure device
- 1 big triple ring burner, 1 mini triple ring burner, 1 dual ring burners
- Auto Electric Ignition
- Size : 78cm



**BLHF 784X  
BLH 784X**

- 4 full brass high efficiency burners with flame failure device
- 1 big triple ring burner, 1 mini triple ring burner, 2 dual ring burners
- Auto Electric Ignition
- Size : 78cm



**BLHF 604X  
BLH 604X**

- 4 full brass high efficiency burners with flame failure device
- 1 big triple ring burner, 1 mini triple ring burner, 2 dual ring burners
- Auto Electric Ignition
- Size : 60cm



**BLH 603X**

- 3 full brass high efficiency burners with flame failure device
- 1 big triple ring burner, 1 mini triple ring burner, 1 dual ring burners
- Auto Electric Ignition
- Size : 60cm



**BLHF 302X**

- 2 full brass high efficiency burners with flame failure device
- 1 mini triple ring burner, 1 dual ring burners
- Auto Electric Ignition
- Size : 30cm



Full brass high efficiency burners with FFD



Ergonomic designer metal knob



Decorative s steel moulded strip on all side for edge protection



Heavy duty cast iron pan support with integrated flame protector



Special designed black/white tempered glass (8mm Thick)

**BLHF** : All Burners with flame failure device    **BLH** : One Burner with flame failure device

SERIES  
Milano-x

## Built-in Hobs



### MFBX 764

- 4 full brass burners
- 1 Big Triple Ring Burner with Flame failure Device, 1 Small Triple Ring Burner, 1 Dual Ring Burner, 1 Mini Ring Burner
- Brass burner cap coated in black + brass flame spreader
- Auto electric ignition
- Size : 76cm



### MFBX 763

- 3 full brass burners
- 1 Big Triple Ring Burner with Flame failure Device, 1 Small Triple Ring Burner, 1 Dual Ring Burner,
- Brass burner cap coated in black + brass flame spreader
- Auto electric ignition
- Size : 76cm



### MFBX 604

- 4 full brass burners
- 1 Big Triple Ring Burner with Flame failure Device, 1 Small Triple Ring Burner, 1 Dual Ring Burner, 1 Mini Ring Burner
- Brass burner cap coated in black + brass flame spreader
- Auto electric ignition
- Size : 60cm



### MFBX 603

- 3 full brass burners
- 1 Big Triple Ring Burner with Flame failure Device, 1 Small Triple Ring Burner, 1 Dual Ring Burner,
- Brass burner cap coated in black + brass flame spreader
- Auto electric ignition
- Size : 60cm



Full brass burners



Designer metal knobs



Black tempered glass with bevelled edges (8mm thick)



Heavy duty cast iron pan Support customized for Indian utensils




Series  
**NOVARA**

### Built-in Hobs



#### NVH 804

- New Design high efficiency 4 full brass burners
- 1 big triple ring burner with Flame failure device, 1 mini triple ring burner, 2 dual ring burners
- Drip tray black coated
- Auto electric ignition
- Size : 80cm



#### NVH 783

- New Design high efficiency 3 full brass burners
- 1 big triple ring burner with Flame failure device, 1 mini triple ring burner, 1 dual ring burners
- Drip tray black coated
- Auto electric ignition
- Size : 78cm



#### NVH 604

- New Design high efficiency 4 full brass burners
- 1 big triple ring burner with Flame failure device, 1 mini triple ring burner, 2 dual ring burners
- Drip tray black coated
- Auto electric ignition
- Size : 60cm




New design  
high efficiency  
full brass burners



Designer  
metal  
knobs



Black tempered  
glass with Unique  
dotted design (8mm thick)



Heavy duty cast iron  
pan Support customized  
for Indian utensils



SERIES  
**ALTON**

## Built-in Hobs



**ALNF 865**  
**ALN 865**

- 5 High Efficiency Heavy Duty Brass Burners Coated in Black
- 1 Big Triple Ring Burner, 2 Triple Ring Burner, 2 Dual Ring Burners
- Matt black finish/S. Steel Drip Tray
- Auto Electric Ignition
- Size : 86cm



**ALNF 784**  
**ALN 784**

- 4 High Efficiency Heavy Duty Brass Burners Coated in Black
- 2 Triple Ring Burner, 2 Dual Ring Burners
- Matt black finish/S. Steel Drip Tray
- Auto Electric Ignition
- Size : 78cm



**ALNF 783**  
**ALN 783**

- 4 High Efficiency Heavy Duty Brass Burners Coated in Black
- 2 Triple Ring Burner, 1 Dual Ring Burners
- Matt black finish/S. Steel Drip Tray
- Auto Electric Ignition
- Size : 78cm



**ALNF 604**  
**ALN 604**

- 4 High Efficiency Heavy Duty Brass Burners Coated in Black
- 2 Triple Ring Burner, 2 Dual Ring Burners
- Matt black finish/S. Steel Drip Tray
- Auto Electric Ignition
- Size : 60cm



**ALNF 603**  
**ALN 603**

- 3 High Efficiency Heavy Duty Brass Burners Coated in Black
- 1 Triple Ring Burner, 2 Dual Ring Burners
- Matt black finish/S. Steel Drip Tray
- Auto Electric Ignition
- Size : 60cm



**ALNF** : Heavy Duty Brass Burners with full flame failure device • Matt black finish drip tray

**ALN** : Heavy Duty Brass Burners • Stainless Steel drip tray



High Efficiency  
Heavy Duty Brass  
Burners Coated in Black



Auto Ignition,  
Flame Failure  
Device



Designer  
Anti Slip  
Metal Knob



8 mm Thick  
Tempered Glass  
with Beveled Edges



Matt  
Enameled  
Pan Support



SERIES  
**INFRA**




**INF 804**

- 4 Full Brass High Efficiency Burners with full FFD
- 2 Triple Ring Burners, 2 Dual Ring Burners
- Flame Failure Device
- Auto Electric Ignition
- Size: 80 cm



**INF 783**

- 3 Full Brass High Efficiency Burners with full FFD
- 2 Triple Ring Burners, 1 Dual Ring Burner
- Flame Failure Device
- Matt Black Drip Tray
- Size: 78 cm



**INF 604**

- 4 Full Brass High Efficiency Burners with full FFD
- 2 Triple Ring Burners, 2 Dual Ring Burners
- Flame Failure Device
- Auto Electric Ignition
- Size: 60 cm




Brass High Efficiency Burners with full FFD



Ergonomic Design Anti Slip Metal Knob



8 mm Thick Tempered Glass with Beveled Edges



Heavy Duty Cast Iron Pan Support

SERIES  
**Versa**



**VRH 784**

- 4 Brass Burners with 2 Triple Ring Burner, 2 Dual Ring Burner
- Auto Ignition
- Stainless Steel Drip Tray
- Burners Coated in Black
- Size : 78cm



**VRH 783X**

- 3 Brass Burners With 2 Triple Ring Burner, 1 Dual Ring Burner
- Auto Ignition
- Stainless Steel Drip Tray
- Burners Coated in Black
- Size : 78cm



**VRH 604**

- 4 Brass Burners with 2 Triple Ring Burner, 2 Dual Ring Burner
- Auto Ignition
- Stainless Steel Drip Tray
- Burners Coated in Black
- Size: 60cm



**VRH 603X**

- 3 Brass Burners With 1 Triple Ring Burner, 2 Dual Ring Burner
- Auto Ignition
- Stainless Steel Drip Tray
- Burners Coated in Black
- Size: 60cm



Brass Burners



Metal Knob



8 mm Thick Tempered Glass with Beveled Edges



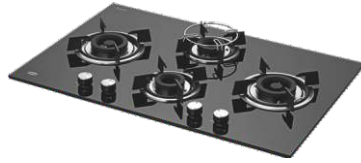
Matt Enameled Pan Support

SERIES  
HBR




**HBR 804 A**

- 4 Brass Burners with 2 Triple Ring and 2 Dual Ring Burner
- Auto Electric Ignition
- Stainless Steel Dip Tray
- Size 80 cm



**HBR 784C**

- 4 Brass Burners with 2 Triple Ring and 2 Dual Ring Burner
- Auto Electric Ignition
- Stainless Steel Dip Tray
- Easy Grip Knobs
- Size 78 cm



**HBR 783B**

- 3 Brass Burners with 2 Triple Ring and 1 Dual Ring Burner
- Auto Electric Ignition
- Stainless Steel Dip Tray
- Size 78 cm



**HBR 604A**

- 4 Brass Burners with 2 Triple Ring and 2 Dual Ring Burner
- Auto Electric Ignition
- Stainless Steel Dip Tray
- Size 60 cm



**HBR 603B**


- 3 Brass Burners with 2 Triple Ring and 1 Dual Ring Burner
- Auto Electric Ignition
- Stainless Steel Dip Tray
- Size 60 cm



Brass Burners coated in black



Ergonomic Easy Grip Metal knobs



8 mm Thick Tempered Glass



Matt Enameled Pan Support

SERIES  
FBB



**FBB 783**

- 3 Full Brass Burner Hob with 2 Triple Ring Burner and 1 Dual Ring Burner
- Stainless Steel Drip Tray
- Auto Electric Ignition
- Size: 78cm



**FBB 604**

- 4 Full Brass Burner Hob with 2 Triple Ring 3.0kw and 2 Dual Ring 1.5kw
- Stainless Steel Drip Tray
- Auto Electric Ignition
- Size: 60cm



**FBB 603**


- 3 Full Brass Burner Hob with 2 Triple Ring Burner and 1 Dual Ring Burner
- Stainless Steel Drip Tray
- Auto Electric Ignition
- Size: 60cm



Full Brass Burners coated in black



Ergonomic Easy Grip Metal Knobs



Beveled Black Tempered Glass



Enameled Matt Finish Pan Support

SERIES KH

## Built-in Hobs



### KH 100 4BGX

- Powerful 4 brass burners
- 2 triple ring burner, 2 dual ring burners
- Stainless steel drip tray
- Auto electric ignition
- Size : 100cm



### KH 86 BR 53

- Powerful 5 brass burners
- 1 triple ring burner, 3 dual ring burners & 1 mini triple ring burner
- Stainless steel drip tray
- Auto electric ignition
- Size : 86cm



### KH 78 BR 47X

- Powerful 4 brass burners
- 1 triple ring burner, 2 dual ring burners & 1 mini triple ring burner
- Stainless steel drip tray
- Auto electric ignition
- Size : 78cm



### KH 60 BR 31X

- Powerful 3 brass burners
- 1 triple ring burner, 1 dual ring burners & 1 mini triple ring burner
- Stainless steel drip tray
- Auto electric ignition
- Size : 60cm



### KHB 60 BR 4X

- Powerful 4 brass burners
- 1 triple ring burner, 2 dual ring burners & 1 mini triple ring burner
- Stainless steel drip tray
- Size : 60cm



Powerful Brass Burners



Metal Knob



Diamond cut tapered front tempered glass (8mm thick)



Heavy duty cast iron pan support

SERIES  
Crista



**CRH 804**

- 2 Triple Ring Burner, 2 Dual Ring Burner
- Auto Electric Ignition
- Stainless Steel Drip Tray
- Black Tempered Glass (8mm Thick)
- Size: 80cm



**CRH 783**

- 2 Triple Ring Burner, 1 Dual Ring Burner
- Auto Ignition
- Stainless Steel Drip Tray
- Size: 78cm



**CRH 604**

- 1 Triple Ring Burner, 3 Dual Ring Burner
- Auto Electric Ignition
- Stainless Steel Drip Tray
- Size: 60cm



**CRH 603**

- 1 Triple Ring Burner, 2 Dual Ring Burner
- Auto Electric Ignition
- Stainless Steel Drip Tray
- Size: 60cm



Black Coated  
Tornado Style  
Burners



Metal  
Knobs



Black tempered  
Glass  
(8mm thick)



Matt Enameled  
Pan Support



**NE 4B 60 GF**

- 4 Gas Burner with 1 Triple Ring Burner
- Black Tempered Glass (8mm Thick)
- Auto Electric Ignition
- Enamelled Matt Finish
- Easy Grip Knobs
- Size 60 cm



**NE 4B 60 SS**

- 4 Gas Burner with 1 Triple Ring Burner
- Stainless Steel finish (304)
- Auto Electric Ignition
- Enamelled Matt Finish
- Easy Grip Knobs
- Size 60 cm



**KHNY 77 2TR**

- 4 Gas burner with 2 triple ring burner
- 8mm thick bevelled edges glass
- Easy grip knob
- Size : 77 cm

Series  
**Clifton**

## Built-in Retro Ovens



### CLOV6 RD

- 60 cm ELECTRIC OVEN with true convection
- Large cavity 60 L
- Red retro finish
- Three layers glass door
- Thermostat 250°C
- Oven light
- Internal cooling fan



### CLOV6 CR

- 60 cm ELECTRIC OVEN with true convection
- Large cavity 60 L
- Cream retro finish
- Three layers glass door
- Thermostat 250°C
- Oven light
- Internal cooling fan



### CLOV6 BLN

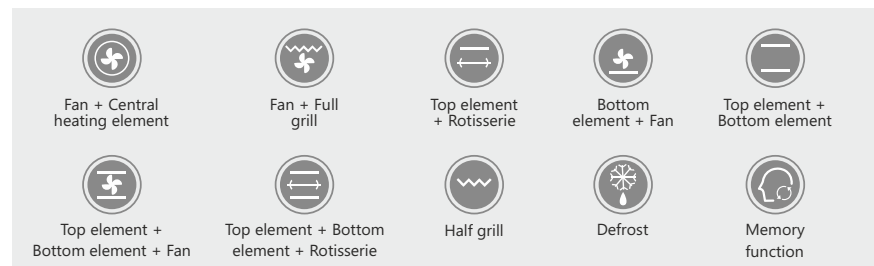
- 60 cm ELECTRIC OVEN with true convection
- Large cavity 60 L
- Black retro finish
- Three layers glass door
- Thermostat 250°C
- Oven light
- Internal cooling fan



### CLOV6 GR

- 60 cm ELECTRIC OVEN with true convection
- Large cavity 60 L
- Gray retro finish
- Three layers glass door
- Thermostat 250°C
- Oven light
- Internal cooling fan

#### Multi functions:



**Accessories:** • One Grill Wire Shelf • One Oven Drip Tray • One Rotisserie Wire Shelf

**Cabinet Dimension:** •564mm x 580mm x 585mm(WxDxH)



Antique finish-bronze knobs




Retro analog dial



Antique finish-bronze handle

Built-in oven with soft close door & LED illumino knob



### Widest range of Built-in ovens



#### OV 81 ZNSC

- 60 cm ELECTRIC OVEN with true convection
- Extra Large Cavity 81 L
- Catalytic cleaning
- Touch Control Panel • LED lit knob control
- Half mirror glass on door & control panel
- Triple Layer Glass Door
- Chromed ladder frame
- Black Stainless Steel Handle • Child Lock
- Thermostat 250°C • Oven Light
- Internal cooling fan

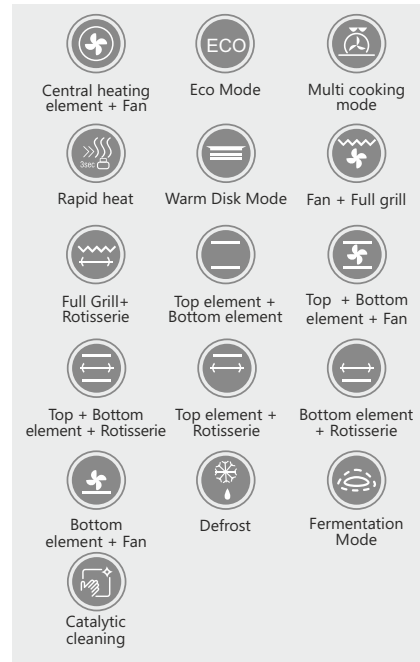
#### Multi function:



#### CSOV6 BSN

- 60 cm ELECTRIC OVEN with true convection
- Extra large cavity 73 L
- Black glass fascia with black steel finish
- Sensor touch control panel
- Three layers glass door
- Black stainless steel handle
- Digital clock with automatic cut off timer
- With memory function • Child lock
- Thermostat 250°C • Oven Light
- Internal cooling fan

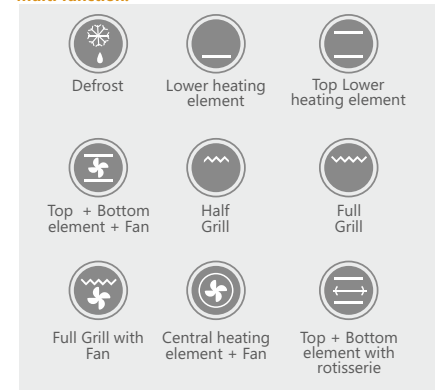
#### Multi function:



#### KOV MLJ E6

- 60 CM ELECTRIC OVEN
- Extra Large Cavity 70 L
- Black Tempered Glass with Anti Finger SS Finish
- Push and Pull Controls
- 3 Layer Glass Door
- Matt Finish Stainless Steel Handle
- Child Lock
- Oven light
- Thermostat 250°C
- Internal Cooling Fan

#### Multi function:



Accessories : One Grill Wire Shelf • One Oven Drip Tray • One Rotisserie Wire Shelf • Cabinet Dimension : 564mm x 580mm x 585mm (WxDxH)

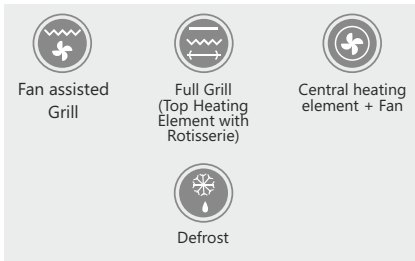
## Widest range of Built-in Ovens



### OV70AMSS

- 60cm Electric Oven with True Convection
- Cavity 70 L
- Anti-Finger Stainless Steel Finish
- Black Tempered Glass with Half Mirror Glass Finish
- Three Layer Glass Door
- Blue LED lit Rotary Control Dials
- Long Stainless Steel Handle
- Internal Cooling Fan
- Thermostat 250°C • Oven Light
- Energy Efficiency A class

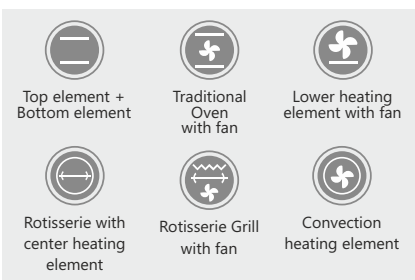
#### Multi function:



### KOV 60 MPZ

- 60 Cm Electric Oven with true convection
- Cavity 60 L
- Stainless Steel Finish
- Rotary Controls Dials
- Long Stainless Steel Handle
- Two Layer Glass Door
- Functions Selector Push and Pull Knob
- Multi Programming Mode
- Touch Control With Digital Display
- Oven light • Thermostat 250°C
- Internal Cooling Fan

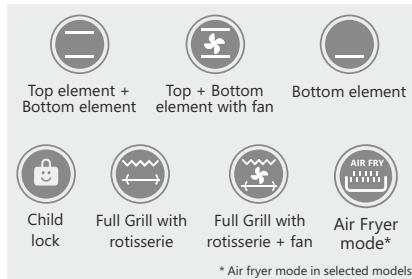
#### Multi function:



### OV 81TC BL OV 81TC BL AFR (with Air Fryer)

- 60cm Electric Oven
- Extra Large Cavity 81 L
- Black Reflective Glass Fascia
- Large Viewing Window
- 3 Layer Glass Door
- Matt Black Steel Handle
- Memory Function • Full Touch Controls
- Oven light
- Thermostat 250°C
- Internal Cooling Fan

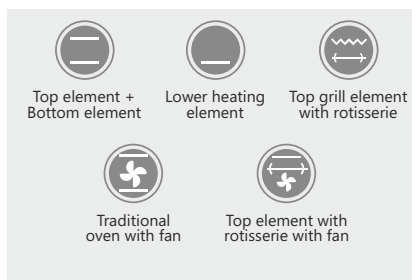
#### Multi function:



### KOV 73 MRFT

- 60 cm ELECTRIC OVEN
- Cavity 73 L
- Full Black Tempered Glass Finish
- Rotary Control Dials
- Long Stainless Steel Handle
- 3 Layer Glass Door
- Thermostat 250°C
- Oven light
- Internal Cooling

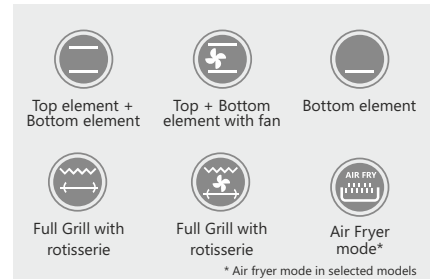
#### Multi function:



### OV 81 GIKF OV 81 GIKF AFR (with Air Fryer)

- 60 cm ELECTRIC OVEN
- Extra-Large Cavity 81 L
- Black Reflective Glass Fascia
- Rotary Electronic Controls
- Large Viewing Window
- 3 Layer Glass Door
- Matt Black Steel Handle
- Oven light
- Thermostat 250°C
- Internal Cooling Fan

#### Multi function:



### OV 80 ML 7

- 60cm ELECTRIC OVEN
- Extra Large Cavity 80 L
- Rotary Control Dials
- Full Black finish
- Triple Layer Tempered Glass Door
- Long Black finish Handle
- Oven light
- Thermostat 250°C
- Internal Cooling Fan

#### Multi function:



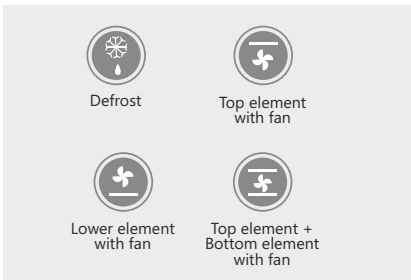
## Widest range of Built-in ovens



### KOV 70 BA6

- 60 CM ELECTRIC OVEN
- Cavity 70 L
- Full Black Tempered Glass Finish
- Rotary Control Dials
- Long Stainless Steel Handle
- 3 Layer Glass Door
- Thermostat 250°C
- Oven light
- Internal Cooling Fan

#### Multi function:



**Accessories :** • One Grill Wire Shelf • One Oven Drip Tray

#### Cabinet Dimension :

- 564mm x 580mm x 585mm (WxDxH)

## Built-in Dishwarmer



### CSWD6 BS

- Built-in dish-warming drawer
- 60cm width 14 cm height warming drawer
- Black glass fascia with stainless steel finish
- Sensor touch control with timer
- Telescopic full-depth pull-out with press + release mechanism
- Hot air fan system for heating crockery
- Cool front
- Temperature adjustment from 30~80 degree
- Anti slip mat

#### Cabinet Dimension :

564mm x 580mm x 135mm (WxDxH)







Series  
**Mazzini** (Titanium finish)

**Built-in Ovens**



**MZ OV6 TN** (Built-in oven)

- 60 cm ELECTRIC OVEN with True Convection
- Large cavity 67 L
- Touch control panel
- Two layers glass door
- Black stainless steel handle
- Child lock
- Rapid heat up (boost)
- Thermostat 250°C
- Internal cooling fan
- Oven light

**Multi function:**



**Accessories:**

- One Grill Wire Shelf • One Oven Drip tray
- One Rotisserie Wire Shelf

**Cabinet Dimension:**

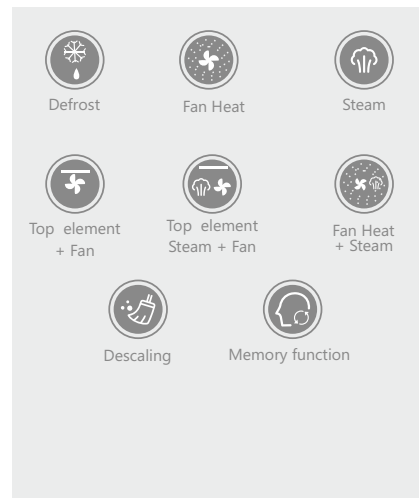
564mm x 580mm x 590mm (WxDxH)



**MZ ST6 TN** (Built-in steam oven)

- 60 cm ELECTRIC COMBI STEAM OVEN
- Touch control panel
- 2 Layers glass door
- Black stainless steel handle
- Child lock
- Rapid heat
- Cavity 37 L
- Thermostat 250°C

**Multi functions:**



**Accessories:**

- One Grill Wire Shelf • One Steam Tray
- Water absorbing

**Cabinet Dimension:**

564mm x 580mm x 455mm(WxDxH)



**MZ WN6 TN** (Built-in wine cooler)

- Built-in wine cooler - 24 bottles (approx)
- Drop down door
- Black glass with titanium finish fascia
- Stylish interior with blue light
- Temperature range 4°-20°C
- Two layers glass door
- Child lock
- Black stainless steel handle
- Three slide-out wooden shelves
- Inner glass with UV - protection

**Cabinet Dimension:**

564mm x 580mm x 455mm(WxDxH)



**MZWD6 TN** (Built-in Dishwarmer)

- Built-in dish-warming drawer
- 60 cm width 14 cm height
- Titanium finish fascia
- Telescopic full-depth pull-out with press + release mechanism
- Hot air fan system for heating crockery
- Cool front
- Temperature adjustment from 30° ~70°

**Cabinet Dimension:**

564mm x 580mm x 135mm(WxDxH)



## Built-in Microwaves



### KMW8A-BLK

- Full Black tempered glass with touch controls
- Capacity 25 L
- Push door opening button
- Interior lighting
- Multi programming mode
- Microwave/Grill/Combination/Convection
- Input and output power (MWO):1450 W-900 W
- Input power (Grill): 1100 W
- Convection: 2500 W
- Digital clock
- Thermostat 250°C



### KB 7A

- Anti finger stainless steel finish
- Capacity 32 L
- Front door with light mirror glass
- Multi programming mode
- Microwave/Grill/Combination/Convection
- Auto cooking menu (select weight of the cooking food)
- Auto defrost function with time & weight
- Input grill 1100 W
- Convection input – 2500 W
- Thermostat 250°C



### KB 4A

- Anti finger stainless finish
- Oven capacity 28 L
- Front door with light mirror glass
- Interior lighting
- Multi programming mode
- Microwave/Grill/Combination/Convection
- Auto cooking menu
- Auto defrost function with time & weight
- Microwave output : 1000 W
- Input grill 1450 W
- Convection input – 2500
- Thermostat 250°C



### KB 5A

- Anti-Finger Stainless Steel Finish
- Capacity 34 L
- Front Door with Light Mirror Glass finish
- Digital Display • Child Lock
- Rotary control knob with push buttons
- Multi Programming Mode
- Microwave / Grill / Combination / Convection
- Auto Cooking Menu (Select Weight of The Cooking Food)
- Auto Defrost Function by Time & Weight



### KMW HN 6

- Full black tempered glass with touch control
- Capacity 28 L
- Classy single glass door design
- Interior lighting
- Multi programming mode
- Microwave/Grill/Combination
- Input and output power (MWO): 1450 W-900 W
- Input power (Grill): 1000 W
- Thermostat 250°C



### KMW 5PJ BLK

- Full Black tempered glass finish
- Capacity 20 L
- Push door opening button
- Microwave/Grill/Combination
- Input and output power (MWO):1250 W-800 W
- Input power (Grill): 1000 W
- Digital clock with time display
- Thermostat 250°C



## Cooking Range



### KGM 90

- 90cm Cooking Range with Electric Oven
- Stainless Steel Finish
- 5 Gas with 1 Big Triple Ring Sabaf Burners
- Auto Electric Ignition
- Enamel Pan Support
- Double Glass Oven Door with Mirror Finish
- With Mechanical Timer
- Rotisserie
- Capacity 100 L
- Oven light
- Thermostat 250° C
- Dish Warmer Compartment
- Size : 90cm



### KAB 60

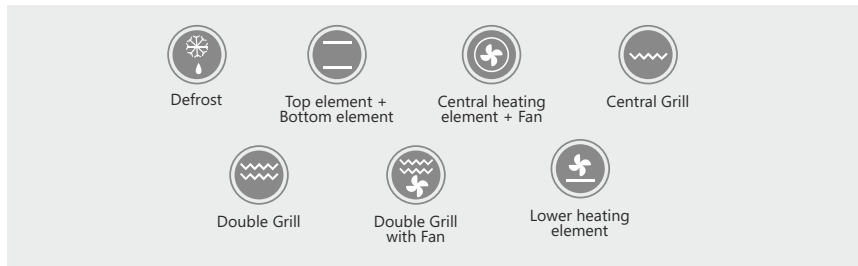
- 60cm Cooking Range with Electric Oven
- Matt Black Finish
- 4 Gas Burners With One Big Triple Ring Burner
- Auto Electric Ignition
- Enamel Pan Support
- Double Glass Oven Door
- With Mechanical Timer
- Rotisserie
- Capacity 60 L
- Oven light
- Thermostat 250° C
- Size 60cm



### KAB 60 SS

- 60cm Cooking Range with Electric Oven
- Stainless Steel Finish
- 4 Gas Burners With One Big Triple Ring Burner
- Auto Electric Ignition
- Enamel Pan Support
- Double Glass Oven Door
- With Mechanical Timer
- Rotisserie
- Capacity 60 L
- Oven light
- Thermostat 250° C
- Size 60cm

### Multi functions:



- Cavity Cooling fan • Adjustable Legs

### Cabinet Dimension:

**90cm** : 900mm x 600mm x 900mm (WxDxH)  
**60cm** : 600mm x 600mm x 900mm (WxDxH)

### Accessories:

**90cm** : One Oven Tray and • One Grill Shelf • One Rotisserie  
**60cm** : One Oven Tray and • One Grill Shelf • One Rotisserie



## Free Standing Dishwasher & Built-in Dishwasher



### DW CENTRA 60

- Free standing dishwasher
- Premium silver finish front
- 12 place settings
- Adjustable automatic rinse agent detergent
- Automatic detergent dispenser
- Salt container with water softener
- Safety interlock door mechanism
- Upper and lower spray arm
- Easy push control with Digital display
- Half load
- Delay function (to set the delay time)
- Warning Indicator

#### 4 washing programs:

- Intensive Wash • ECO mode • 90 min Wash
- Rapid Wash
- Size : 60cm



### DW VETRA 60

- Free standing dishwasher
- S S finish door panel
- 12 place settings
- Adjustable automatic rinse agent detergent
- Automatic detergent dispenser
- Salt container with water softener
- Safety interlock door mechanism
- A+ energy efficiency
- Upper and lower spray arm
- Easy push control with digital display
- Half load
- Delay function (To set the delay time)
- Warning indicator

#### 6 washing programs:

- Intensive Wash • ECO mode • 90 min Wash
- Rapid Wash • Glass • Normal Wash
- Size : 60 cm



### DW SPECTRA 60

- Fully integrated built in dishwasher
- 12 place settings
- Adjustable automatic rinse agent detergent
- Automatic detergent dispenser
- Salt container with water softener
- Safety interlock door mechanism
- Memory function
- Upper arm and lower arm
- Easy push control with digital display
- Half load
- Delay function (To set the delay time)
- Warning indicator

#### 7 washing programs:

- Intensive Wash • ECO mode • 90 min Wash
- Rapid Wash • Glass • Normal Wash • Soak
- Size : 60 cm



### KDW BIN 60 INTRA

- Built-in Dishwasher
- 14 standard place settings
- Adjustable automatic rinse agent detergent
- Automatic detergent dispenser
- Salt container with water softener
- Safety interlock door mechanism
- Quiet operation
- A++ energy efficiency
- Low energy consumption
- Upper arm and lower arm with top spray
- Easy push control with Digital display
- Delay function
- Child lock
- Warning / Programme Indicator

#### Washing Programs:

- Intensive Wash • Normal Wash • ECO
- Half Load Wash • Rinse / Dried Wash • Glass Utensils Wash • Rapid Wash • 3 in 1 Wash
- Size : 60cm



Stainless steel Interior



12/14 place settings



Three Stage Filtration System



Memory function



A++ Energy efficiency\*



Child Lock\*

## GET NEAT & CLEAN DISHES



## Wine Coolers



### WC 418 DZ

- Capacity: 171 Bottles (approx)
- Dual zone, upper 5-22°C, lower 5-22°C
- Touch control
- Full mirror glass door
- LED display
- Climate type ST
- Stylish interior LED lighting
- Security lock
- Wooden shelves
- Inner glass with UV-protection
- Trouble shoot alarm
- Memory function
- 418 Ltr/171 bottles(approx)

### Product dimension:

595mm x 680mm x 1770mm (wxdxh)

## Wine Coolers



**WC 135 DZ** (Built-in wine cooler)

- Capacity: 46 Bottles (approx)
- Dual zone, upper 5-22°C, lower 5-22°C
- Touch control • Full mirror glass door
- LED display • Climate type ST
- Stylish interior LED lighting
- Security lock • Wooden shelves
- Inner glass with UV – protection
- Trouble shoot alarm • Memory function
- 135 Ltr/ 46 bottles (approx)

**Product dimension:**

595mm x 570mm x 820mm (wxdxh)



**WC 76 DZ**

- Wine Cooler - 29 Bottles (approx)
- Dual zone, upper 5-22°C, lower 5-22°C
- Touch control • Full mirror glass door
- LED display • Climate type ST
- Stylish interior LED lighting
- Security lock • Wooden shelves
- Inner glass with UV – protection
- Trouble shoot alarm
- Memory function
- 76 Ltr /29 bottles

**Product dimension:**

480mm x 430mm x 870mm (wxdxh)



**WC 92 (BI)** Built-in wine cooler

- Capacity: - 36 Bottles (approx)
- Single zone, 5-20°C • Touch control
- Full mirror glass door • LED display
- Climate type ST
- Stylish interior LED lighting
- Wooden shelves
- Inner glass with UV – protection
- Trouble shoot alarm • Memory function
- 92 Ltr /36 bottles

**Product dimension:**

590mm x 563mm x 595mm (wxdxh)



**WC 42**

- Capacity – 16 Bottles (aprox)
- Touch Control with LED Display
- Black Glass Door
- Climate Type ST
- Temperature Display Interchange °C & °F
- Stylish Interior LED Lighting
- Automatic Control Panel Locking Function
- Wire Base Shelves
- Inner Glass with UV-Protection
- Trouble Shoot Alarm
- Temperature Control: 5 to 18°C or 41 to 64 °F
- Memory Function
- Child Lock
- 220-240V/50Hz

**Product Dimension**

• 430x450x560mm (WxDxH)



**WC 42 BW**

- Capacity – 16 Bottles (aprox)
- Touch Control with LED Display
- Black Glass Door
- Climate Type ST
- Temperature Display Interchange °C & °F
- Stylish Interior LED Lighting
- Automatic Control Panel Locking Function
- Beach Wooden Shelves
- Inner Glass with UV-Protection
- Trouble Shoot Alarm
- Temperature Control: 5 to 18°C or 41 to 64 °F
- Memory Function
- Child Lock
- 220-240V/50Hz

**Product Dimension**

• 430x450x560mm (WxDxH)



**KWC - 62 (Free standing)**

- Capacity: 16 Bottle (approx)
- Temperature control with light
- Large wooden shelves
- Glass door with stainless steel frame
- Stainless steel handle
- Inner glass with UV – protection
- Leveling legs • Cooling fan
- Climate type ST

**Product dimension:**

430mm x 472mm x 617mm (wxdxh)

## Built-in Refrigerators



### KRF 237 BI

- Built-in double door combi fridge
- Soft closing door
- Fridge capacity – 237 L
- Rotary knob control
- Reversible doors
- Energy consumption 222 kwh/year
- Noise level 42 dBA
- Silver protection
- Climate class – SN-T
- Tropicalised
- Transparent door racks
- Adjustable glass shelf
- 1 half depth salad drawer
- Energy rating A+

#### Dimensions:

**Product dimensions:** 535wx540dx1805h (mm)

**Cabinet dimensions:** 600wx580dx1850h (mm)



### KRF 250 FFBI

- Built-in double door combi fridge
- Frost free
- Soft closing door
- Fridge capacity – 237 litre
- Electronic touch control
- Reversible doors
- Energy consumption 222 kwh/year
- Noise level 42 DbA
- Silver protection
- Climate class – SN-T
- Tropicalized
- Transparent door racks
- Adjustable Glass shelf.
- 1 half depth salad drawer
- Energy rating A+





## Built-in Coffee Machine

### CFFBI 6

- Multi coffee options (Espresso, Cappuccino, Latte, etc.)
- Steam function (Hot Milk or Cream)
- Auto On and Off function
- Display language setting
- Coffee Beans and ground coffee preparation
- Whole grains coffee container
- Rinse function
- Full touch Control Panel & LED Display
- Automatic Cup Tray Light
- Adjustable Coffee Output
- Adjustable setting for Aroma, temperature before making coffee
- Adjustable time, water hardness, cup statistics
- Empty Ground Indicator
- Empty tray indicator to clean waste water
- Grain container capacity: 200g
- Water tank capacity: 1.8L
- Pump max pressure: 20 bars





## FONTANA RED/ FONTANA BLACK

- Free Standing Coffee Machine
- Suitable for ground Coffee
- Can do Coffee or Steam Conveniently
- 1350 Watts, 19 Bar High Pressure Pump
- 1.4L Detachable Transparent Food Grade water tank
- Volumetric control : Preset 1 and 2 Cup
- With safety valve can release pressure| automatically thermo block heating system
- With stainless steel aesthetics
- Aluminum alloy filter holder with dual stainless filter for better quality coffee
- Detachable frothing nozzle and drip tray for easy cleaning
- Safe and reliable with overheating and over pressure protected device
- Durable stainless cup for coffee cups preheating

Everyday is Special with **OTG**



SERIES  
**MAYFAIR**

- MFAFOT25 (Air Fryer + OTG)
- MFOT45-SS (OTG)
- MFOT35 (OTG)
- MFOT25 (OTG)

SERIES  
**Olive**

- OLOT30 (OTG)

SERIES  
**MAYFAIR**

MFAFOT25  
**FREE STANDING AIR FRYER + OVEN + TOASTER + GRILL**

**Features :**

- Matt black finish
- Rotisserie, Convection + Air fryer
- Multiple function modes for Baking / Toast & Broil (Extra Browning & Crispiness)
- Double Glass Door Tempered
- S.S finish designer knobs & stylish Handle
- S.Steel Housing
- Power indicator
- Air fryer temperature control
- Lamp switch
- Heat Resistant tempered glass
- Max Temperature 230°C
- Voltage: 220-240V~50Hz

**Functions :**

- Rotisserie function and air fryer
- Bake
- Defrost
- Broil
- Bake with Convection
- Broil with Convection
- Toast with Convection

**Accessories :**

- Crumb Tray
- Rotisserie with handle
- Frying basket
- Wire Rack • Bake tray

**Product Dimensions :**

429 X 405 X 395mm (W x D x H)



25L 1700W



120 minutes  
Timer



Hot Air  
Technology



Convection



Rotisserie



Heat resistant  
double glass



100°C - 230°C  
adjustable



45L 2000W

MFOT45-SS  
**FREE STANDING OVEN + TOASTER + GRILL**

**Features :**

- Stainless Steel finish
- Rotisserie and Convection
- Multiple function modes for Baking / Toast & Broil (Extra Browning & Crispiness)
- 4 No. Stainless Steel heating element
- Double Glass Door Tempered
- S.S finish designer knobs
- Stainless Steel Housing
- S.S Finish stylish Handle
- Heat Resistant Tempered Glass
- Power indicator • Timer knob
- Lamp switch
- Automatic timer shut off with a bell ring
- Max Temperature upto 230°C
- Voltage: 220-240V~50Hz

**Functions :**

- Upper heating element
- Lower heating element
- Upper and Lower heating element
- Rotisserie mode
- Convection mode
- Rotisserie and Convection mode

**Accessories :**

- Crumb Tray
- Rotisserie with handle
- Wire Rack
- Bake tray

**Product Dimensions :**

561 X 425 X 369mm (W x D x H)



60 minutes Timer  
with bell ring



S Steel Heating  
Elements



Auto-shut off  
timer function  
with ready bell



Rotisserie



Skewer



Heat resistant  
double glass



100°C - 230°C  
adjustable

MFOT35  
**FREE STANDING OVEN + TOASTER + GRILL**

**Features :**

- Matt black finish
- Rotisserie and Convection
- Multiple function modes for Baking / Toast & Broil (Extra Browning & Crispiness)
- Double Glass Door Tempered
- S.S Finish Stylish Handle
- Black finish designer knob
- S. Steel Housing
- Power indicator
- Timer knob • Lamp switch
- Heat Resistant tempered glass
- Automatic timer shut off with a bell ring
- Max Temperature 230°C
- Voltage: 220-240V~50Hz

**Functions :**

- Upper heating element
- Lower heating element
- Upper and Lower heating element
- Rotisserie mode
- Convection mode
- Rotisserie and Convection mode

**Accessories :**

- Crumb Tray
- Rotisserie with handle
- Wire Rack
- Bake tray

**Product Dimensions :**

518 X 390 X 329mm (W x D x H)



35L 1600W



60 minutes  
Timer



Stainless  
steel heating  
elements



Auto-shut off  
timer function  
with ready bell



Rotisserie



Heat resistant  
double glass



100°C - 230°C  
adjustable

SERIES  
**MAYFAIR**

MFOT25  
**FREE STANDING OVEN + TOASTER + GRILL**

**Features :**

- Matt black finish
- Convection mode
- Multiple function modes for Baking / Toast & Broil (Extra Browning & Crispiness)
- Black finish designer knob
- S.S Finish stylish Handle
- Power indicator
- S.S Finish stylish Handle
- Lamp switch
- Heat Resistant tempered glass
- Max Temperature 230°C
- Voltage: 220-240V~50Hz

**Functions :**

- Upper heating element with convection
- Lower heating element with convection
- Upper and Lower heating element with convection

**Accessories :**

- Bake Rack
- Pan Handle
- Bake tray

**Product Dimensions :**

475 X 365 X 292mm (W x D x H)



**25L** **1500W**



60 minutes Timer with bell ring



S Steel heating elements



Auto-shut off Timer function with ready bell



Heat resistant glass



100°C - 230°C adjustable

SERIES  
**Olive**



OLOT30  
**FREE STANDING OVEN + TOASTER + GRILL**

**Features :**

- Matt black finish from all sides
- Rotisserie and Convection
- Multiple function modes for Baking / Toast & Broil (Extra Browning & Crispiness)
- Double Glass Door Tempered
- Black finish designer knob with SS Strip
- S.S Finish stylish Handle
- Power indicator
- Lamp switch
- Heat Resistant tempered glass
- Max Temperature 230°C
- Voltage: 220-240V~50Hz

**Functions :**

- Upper and Lower heating element with convection
- Upper heating element with convection
- Upper and Lower heating element with Rotisserie
- Upper and Lower heating element with Convection & Rotisserie

**Accessories :**

- Crumb Tray
- Rotisserie with handle
- Wire Rack
- Bake tray with handle

**Product Dimensions :**

530 X 345 X 305mm (W x D x H)

**30L**

**1600W**



60 minutes Timer with bell ring



S Steel heating elements



Auto-shut off Timer function with ready bell



Rotisserie



Convection



Heat resistant double glass



100°C - 230°C adjustable

*Enjoy house party  
Cook variety in large quantity*





## Cooktops

### A-LINE



**CTAI 69 4B**

- Slim line design
- Black toughened glass
- Decorative SS moulded strip on all sides for edge protection
- Ergonomic metallic knobs
- Stainless steel drip tray
- High safety valves
- High efficiency brass burners
- 4 burners- 1 Small, 2 Big, 1 Jumbo
- Auto Ignition
- Heavy duty pan supports
- Easy maintenance
- Size: 69 cm



**CTAI63 4B**

- Slim line design
- Black toughened glass
- Decorative SS moulded strip on all sides for edge protection
- Ergonomic metallic knobs
- Stainless steel drip tray
- High safety valves
- High efficiency brass burners
- 4 burners- 1 Small, 2 Big, 1 Jumbo
- Auto Ignition
- Heavy duty pan supports
- Easy maintenance
- Size: 63 cm



**CTAI77 3B**

- Slim line design
- Black toughened glass
- Decorative SS moulded strip on all sides for edge protection
- Ergonomic metallic knobs
- Stainless steel drip tray
- High safety valves
- High efficiency brass burners
- 3 burners- 1 Small, 1 Big, 1 Jumbo
- Auto Ignition
- Heavy duty pan supports
- Easy maintenance
- Size: 77 cm

### B-PLUS



**CBP 69 4B AI (Auto Ignition)**

- Slim Line design
- Uniquely designed brass burners coated in black
- 4 Burners: 1 Jumbo/2 Big/ 1 Small
- Auto Ignition
- Black Tempered Glass
- Matt Enameled Pan Support
- Matt Black Drip Tray
- Metal Knobs
- Size: 69cm



**CBP713BAI (Auto Ignition)**

- Slim Line design
- Uniquely designed brass burners coated in black
- 3 Burners: 1 Jumbo/1 Big/ 1 Small
- Auto Ignition
- Black Tempered Glass
- Matt Enameled Pan Support
- Matt Black Drip Tray
- Metal Knobs
- Size: 71cm



**CBP 58 4B AI (Auto Ignition)**

- Slim Line design
- Uniquely designed brass burners coated in black
- 4 Burners: 1 Jumbo/2 Big/ 1 Small
- Auto Ignition
- Black Tempered Glass
- Matt Enameled Pan Support
- Matt Black Drip Tray
- Metal Knobs
- Size: 58cm

## Widest range of Built-in Ovens

### B-LINE



**CTB694B**  
**CTB694BAI (Auto Ignition)**

- Black toughened glass (8 mm)
- Heavy duty pan support (4 mm)
- Four burner – 1 Small, 2 big and 1 jumbo
- Metal knobs
- Size: 69 cm



**CTB713B**  
**CTB713BAI (Auto Ignition)**

- Black Toughened Glass (8mm)
- Three Burner 1 Small, 1 Big and 1 Jumbo
- Heavy Duty Pan Support (4mm)
- Metal Knobs
- Size: 70 cm



**CTB584B**  
**CTB584BAI (Auto Ignition)**

- Black Toughened glass (8mm)
- Four Burner 1 Small, 2 Big and 1 Jumbo
- Heavy Duty Pan Support (4mm)
- Metal knobs
- Size: 60 cm

### C-LINE



**CTC 69 4B**  
**CTC 69 4B AI (Auto Ignition)**

- Slim line design
- High efficiency brass burners
- Matte Black Finish with Black toughened glass
- 4 burners- 1 Jumbo, 2 Big, 1 Small
- Matt Enameled Pan Support
- Designer knobs
- Stainless steel drip tray
- Easy maintenance
- Size: 69 cm



**CTC 63 4B**  
**CTC 63 4B AI (Auto Ignition)**

- Slim line design
- High efficiency brass burners
- Matte Black Finish with Black toughened glass
- 4 burners- 1 Jumbo, 2 Big, 1 Small
- Matt Enameled Pan Support
- Designer knobs
- Stainless steel drip tray
- Easy maintenance
- Size: 63 cm



**CTC 773 B**  
**CTC 77 3B AI (Auto Ignition)**

- Slim line design
- High efficiency brass burners
- Matte Black Finish with Black toughened glass
- 3 burners- 1 Jumbo, 1 Big, 1 Small
- Matt Enameled Pan Support
- Designer knobs
- Stainless steel drip tray
- Easy maintenance
- Size: 77 cm

### E-LINE



- CTE694B**
- Slim line design
  - High efficiency brass burners
  - Matte Black Finish with Black toughened glass
  - 4 burners- 2 Big, 2 Small
  - Heavy Duty Pan Support
  - Designer Metal knobs
  - Stainless steel drip tray
  - Easy maintenance
  - Size: 69 cm



- CTE713B**
- Slim line design
  - High efficiency brass burners
  - Matte Black Finish with Black toughened glass
  - 3 burners- 2 Big, 1 Small
  - Heavy Duty Pan Support
  - Designer Metal. knobs
  - Stainless steel drip tray
  - Easy maintenance
  - Size: 71 cm



- CTE584B**
- Slim line design
  - High efficiency brass burners
  - Matte Black Finish with Black toughened glass
  - 4 burners- 2 Big, 2 Small
  - Heavy Duty Pan Support
  - Designer Metal knobs
  - Stainless steel drip tray
  - Easy maintenance
  - Size: 58 cm



# KAFF

## KAFF APPLIANCES (INDIA) PVT LTD

### Corporate Office - North

SS Plaza, 4th Floor, Opp. Hilton Garden Inn. Sec-47  
Gurgaon - 122018  
Tel.: 0124 - 2873000 (90 Lines)

### Regional Office South

**Karnataka:** 080-40948668, Mob: 09999872509

**Kerala:** 09447974075

**Telangana:** 09999872792

### Regional Office cum Experience Centre

**Tamilnadu:** No. 229, Royal Park, First Floor  
Konnur High Road, Ayanavaram,  
Chennai - 600 023  
Tel.: 044 - 45090292/293/294  
Mob.: 09999530856

### West: Mumbai

Tel.: 022 - 40213481/82 Mob.: 983355634

### East: Kolkata

Mob.: 09999800514

### DELHI :

#### Saket :

Shop No-25 Ground Floor, MG Metropolitan Mall,  
Saket, New Delhi - 110017, Mob.: 07838333694

**Kotla Mubarakpur :** 09899449806

**Hari Nagar Jail Road :** 09873193042

**Jagatpuri :** 099990 17904

### Gurgaon

S S Plaza, 3rd Floor, Opp. Hilton Garden Inn. Sector - 47, Gurgaon -  
122101, Mob.: 09910990140

Plot No. B19/5F, Ground Floor, DLF1, Gurgaon-122009

Mob.: 07428804891

### Mumbai :

13 Ground Floor, Laxmi Industrial Estate New Link Road, Andheri  
(west), Mumbai -400058, Mob.: 07738546777

### Mumbai Worli:

46, Ground Floor, Atria Mall, Dr. Annie Besant Road  
Opp Poonam Chamber, Worli, Mumbai - 400 018  
Mob.: 07710 072 059

### Bangalore :

Sri Hanuman, No.374/b, 1st Floor, 80 Feet Road,  
12th Main Srinivasanagar, Near SBM Colony Bus Stop,  
BSK 1 St Stage, 2nd Block, Bangalore - 560 050.  
Mob.: 8588855854

### Chennai :

229. Royal Park, First Floor, Konnur High Road,  
Ayanavaram, Chennai - 600023  
Phone: 044-45090292-293, Mob.: 9500088060  
**Ashok Nagar :** 09999017604, 09171843782, 08610709003

### Kolkata :

A-206, 2nd Floor, City Centre-II, New Town, Rajarhat,  
Kolkata - 700156, Mob.: 7980716120, 7603087636

**Cochin :** 0484-4016180, 8129198666, 09447974075

**Ahmedabad :** 09311299719

**Surat :** 08448046100

**Hyderabad :** 09999872792

Visit us at: [www.kaff.in](http://www.kaff.in)

Kaff Care: [customercare@kaff.in](mailto:customercare@kaff.in)

Toll Free - 1800-180-2221

sms KAFF at 56677

Follow us at   

ISO 9001:2008

